


September 11th

Memorial Park

Open Call Submission by

Bernard A. Poulin © 2001-2002



Concept

The September 11th Memorial is divided into 3 distinct sections. Each depicts a different aspect of the September 11th tragedy - be it in New York, at the Pentagon or in the Shanksville, Pennsylvania field.

1st Section


The first section of the Memorial depicts the World Trade Center ruins which form the enclosing shell of the Memorial. The Memorial is accessed via a walk through the landscape of Memorial Park. Entrance to the 300 foot replica is via a handicap friendly ramp which slowly descends into the Memorial Gallery.

2nd Section

This vast three-plus storey space begins the experience of visitors to the Memorial. Multi-angled steel girders and bare scarred cement walls bear bigger than life sized depictions of the stark results of the attacks on New York, Washington & Pennsylvania. In this silent, cavernous, milieu visitors immerse themselves in the events which changed America and democracy forever. From the Memorial Gallery, visitors climb a wide, curving staircase (elevators available) to an above ground skylit Hall of Remembrance. This pentagonal shaped hall is entered via a "breach" in one of the five walls. Each black granite wall bears the etched names of all of those involved in the September 11th tragedies.


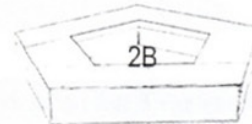
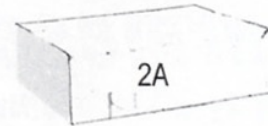

3rd Section

From the Pentagon's Hall of Remembrance, visitors exit through glass doorways encased in the inner Pentagon glass walls of the Hall of Remembrance. The five exits lead to a pentagonal balcony overlooking a field, nestled within the walls of the pentagonal Hall of Remembrance and open to the sky. A lone flagpole is deeply rooted at its center, reaching high and above an overpowering display of the World Trade center ruins. The field is an authentic recreation of the Shanksville Field, (the earth being from Shanksville, and sown with the exact fauna of that area).



Memorial Park & Fountain

Visitors exit via a staircase leading to the Memorial Park, designed to rest the soul as well as the body after such an experience. Visitors may rest and meditate at the Fountain of Peace where a lone Norfolk Pine grows silently at attention. The pine is surrounded by a protective moat whose waters are eternally replenished by a life sized sculpture of a child, (depicting our children and the hope we feel for their future).



S: Bernard A. Poulin

